


Terminal Blocks

TERMINAL BLOCKS FOR HIGH HEAT APPLICATIONS

D2

270AL - Three Pole Terminal Block

- Porcelain base suitable for high heat applications
 - Aluminum connectors are tin plated for use with 12-8 AWG Copper wire
 - 1/4 – 28 combination head terminal screws for easier wiring
 - Robertson driver No. 2 (RED) Cadmium Dichromated screws on the outside terminals
 - Cadmium Dichromated screws on the middle connector for easy identification of neutral position
 - Flush mounting on 1" centres with 2 slotted $\frac{5}{16}$ " x $\frac{7}{32}$ " holes
 - This block is ideally suited for electric ranges, ovens and industrial heaters
- Rating: 70A 250V




270AL-2 - Two Pole Terminal Block

- As above, but only two pole with no marked terminal.

273 - Three Pole Terminal Block

- Self-extinguishing NORYL high heat plastic base
- Aluminum connectors are tin plated for use with 12-8 AWG copper/aluminum wire
- 1/4 – 28 combination head terminal screws for easier wiring
- Robertson driver No. 2 (RED) Cadmium Dichromated screws on the outside terminals
- Cadmium Dichromated screws on the middle connector for easy identification of neutral position
- Flush mounting on 1" centres with 2 slotted $\frac{5}{16}$ " x $\frac{7}{32}$ " holes

Rating: 70A 250V



1-1503 - Three Pole Terminal Block

- Porcelain base suitable for high heat applications
- Aluminum connectors are tin plated for use with 6 – 3/0 AWG copper/aluminum wire
- Eight .250" x .032" male quick connect terminals per pole are provided to speed up wiring
- Flush mounting on 1-1/4" centres with 2 slotted $\frac{5}{16}$ " x $\frac{7}{32}$ " holes
- This block is ideally suited for use in electric furnaces, heat pumps and industrial heaters

Rating: 165A 600V



1-1503-2 - Two Pole Terminal Block












- As above, but only two pole.

Terminal Blocks

TECHNICAL DATA FOR EUROPEAN PILLAR STYLE TERMINAL BLOCKS

European Pillar Style Terminal Blocks

D3

PART NUMBER	AUSTRIA	GERMANY	SWITZERLAND	NETHERLANDS	BELGIUM	DENMARK	SWEDEN	NORWAY	FINLAND	CANADA	USA
											
EKL OE PA	380V 1.5 mm ²	380V 1.5 mm ²	380V 1 mm ²				380V 2.5 mm ²	380V 1.5 mm ²		300V AWG 22-14	300V-20A AWG 22-12
EKL OEF PA	380V 1.5 mm ²	380V 1.5 mm ²	380V 1 mm ²		380V 1.5 mm ²	380V 1.5 mm ²	380V 2.5 mm ²	380V 1.5 mm ²	380V 1.5 mm ²	300V AWG 22-14	300V-20A AWG 22-12
EKL 1BE PA	380V 2.5 mm ²	380V 2.5 mm ²	380V 2.5 mm ²	380V 2.5 mm ²	380V 2.5 mm ²	380V 2.5 mm ²		380V 2.5 mm ²		300V AWG 22-12	300V-30A AWG22-10
EKL 1BEF 2 PA	380V 2.5 mm ²	380V 2.5 mm ²	380V 2.5 mm ²	380V 2.5 mm ²	380V 2.5 mm ²	380V 2.5 mm ²			380V 4 mm ²	300V AWG 22-12	300V-30A AWG22-10
EKL 1BEF 3 PA	380V 2.5 mm ²	380V 2.5 mm ²	380V 2.5 mm ²	380V 2.5 mm ²	380V 2.5 mm ²	380V 2.5 mm ²	380V 4 mm ²		380V 4 mm ²	300V AWG 22-12	300V-30A AWG22-10
EKL 1BEF 3.5 PA	380V 2.5 mm ²	380V 2.5 mm ²	380V 2.5 mm ²	380V 2.5 mm ²	380V 2.5 mm ²	380V 2.5 mm ²	380V 4 mm ²	380V 2.5 mm ²		300V AWG 22-12	300V-30A AWG 22-18
EKL 1E PA	380V 2.5 mm ²	380V 2.5 mm ²	380V 2.5 mm ²					380V 4 mm ²			
EKL 1EF PA	380V 2.5 mm ²	380V 2.5 mm ²	380V 2.5 mm ²		380V 2.5 mm ²		380V 4 mm ²	380V 4 mm ²			
EKL 2E PA	380V 4 mm ²	380V 2.5 mm ²	380V 4 mm ²				380V 6 mm ²	380V 6 mm ²	380V 6 mm ²	300V-35A AWG 14-10	300V-50A AWG 14-8
EKL 2E 3.5 PA	380V 4 mm ²	380V 2.5 mm ²	380V 4 mm ²		380V 4 mm ²	380V 4 mm ²	380V 6 mm ²	380V 6 mm ²	380V 6 mm ²	300V-35A AWG 14-10	300V-50A AWG 14-8
EKL 3E M4 PA	380V 6 mm ²		380V 6 mm ²				500V 10 mm ²	500V 10 mm ²		600V-50A AWG 14-18	
EKL 3E M5 PA							500V 10 mm ²	500V 10 mm ²			
EKL 3EF M4 PA	380V 6 mm ²		500V 10 mm ²		380V 6 mm ²		500V 10 mm ²	500V 10 mm ²	500V 10 mm ²	600V-55A AWG 14-8	

General Information:

These screw terminal strips are used for connecting stranded or solid wires, ranging from 22-6 AWG, depending on the product selected. Each strip has 12 circuits and can easily be cut to the required number of poles. Standard 12 pole blocks can be supplied in cut sections 1 – 12 way at an extra charge. For a section which is not an equal division of 12, a surplus will be charged.

A mounting hole is provided between every pole. The screws are protected against working loose and are backed out for easy wiring. All the metal parts of these blocks are captive and completely recessed and have a dead front design to ensure safety and prevent short circuiting.

All of these blocks are available with a wire protector spring, by adding the suffix –DS to the part number, which prevents damage to the wire from the turning screw. In addition, there is a built-in centre stop to prevent the overlapping of wires.

For proper circuit identification, single or double width marking strips are available, which can easily be marked with a felt-tip pen.

Materials:

- Insulating Body: Polyamide 6, self-extinguishing to UL 94, colour natural, tracking resistance KB>600 to DIN 53480
- Rated Temperature: 110°C, short period 180°C; cold resistance to -40°C
- Clamping Part: Brass Nickel Plated
- Clamping Screw: Chrome Plated Steel M 2.6-5
- Wire Protection Spring: Stainless Steel or Phosphor Bronze

Electrical Specifications:

Rated Voltage:

- CSA and UL – 300V
- VDE, D, S, N, FI – 380V

Rated Current:

- EKL 0 – 20A
- EKL 1 – 30A
- EKL 2 – 35A
- EKL 3 – 50A

H.B. ETLIN CO. LTD.

FOR MORE INFORMATION CALL
1-800-661-9610 (Canada) 1-888-762-5384 (USA)


Terminal Blocks

EUROPEAN PILLAR STYLE TERMINAL BLOCKS

D4

Type EKL 0 Series – 22-14 AWG 300V Rated


NO. OF POLES	mm	PCS / CRT
1	6.5	
2	14.5	3000
3	22.5	2000
4	30.5	1500
5	38.5	1200
6	46.5	1000
7	54.5	
8	62.5	
9	70.5	
10	78.5	
11	86.5	
12	93.7	400



Type EKL 1 Series – 20-12 AWG 300V Rated

NO. OF POLES	mm	PCS / CRT	
		BE	BEF
1	6.7		
2	18.0	2000	1800
3	28.0	1200	1000
4	38.0	800	800
5	48.0	600	600
6	58.0	500	500
7	68.0	500	400
8	78.0	350	
9	88.0		
10	98.0		
11	108.0		
12	117.2	250	300


10 mm Spacing CC
with 6 mm Diameter
Clamping Area



Type EKL 2 Series – 14-10 AWG 300V Rated

NO. OF POLES	mm	PCS / CRT	
		BE	BEF
1	7.8	600	1200
2	19.8	800	700
3	31.3	600	500
4	42.8	500	400
5	54.3	350	
6	65.8	300	
7	77.3		
8	88.8		
9	100.3		
10	111.8	150	
11	123.3		
12	134.0	250	250

11.5 mm Spacing CC
with 10 mm Diameter
Clamping Area




Terminal Blocks

EUROPEAN PILLAR STYLE TERMINAL BLOCKS

Type EKL 3 Series – 14-8 AWG 600V Rated

NO. OF POLES	mm	PCS / CRT	
		E	EF
1	10.5		
2	26.0		
3	41.0		500
4	56.0		250
5	71.0		
6	86.0		
7	101.0		
8	115.5		100
9	130.5		
10	145.5		
11	160.5		
12	175.0	100	100

15.0 mm Spacing CC
with 6 mm Diameter
Clamping Area




D5


Euro-Style Pillar Type Terminal Blocks

ITEM NUMBER	WIRE RANGE	RATING	WIRE PROTECTOR
EKL0EFPADS	22-14 AWG	20A / 300V	YES
EKL1BEF3.5PADS	20-12 AWG	30A / 300V	YES
EKL2EPADS	14-10 AWG	35A / 300V	YES
EKL3EFM4PADS	14-8 AWG	50A / 600V	YES
PA8-12	20-18 AWG	7A / 600V	NO
PA8-12-DS	20-18 AWG	10A / 600V	YES
PA10-12	18-14 AWG	20A / 400V	NO
PA10-12-DS	18-14 AWG	20A / 600V	YES
PA12-12	22-10 AWG	35A / 600V	NO
PA12-12-DS	22-10 AWG	35A / 600V	YES
PA14-12-DS	20-8 AWG	50A / 600V	YES


- Operating temperature is 110°C
- Includes pressure plate wire protector
- Standard is 12 poles, which may be cut to the required number of poles
- Made of Polyamide 6




PA8-DS



PA10-DS



PA12-DS



PA14-DS

Terminal
Blocks

Terminal Blocks

TECHNICAL DATA FOR POWER DISTRIBUTION BLOCKS

D6

Add-A-Pole Power Distribution Blocks



Moulded Glass-Filled Polyester Insulator Block

Thermal:

Heat Distortion Temperature: 264 psi: 500+°F
Flame Resistance – UL 94 (File No. E27601):

- 1/4": 94V-0
- 1/8": 94V-0
- 1/16": 94V-0

Mechanical/Physical:

Flexural Strength: 16,000 - 20,000 psi
Compressive Strength: 24,000 - 28,000 psi
Tensile Strength: 6,000 - 8,000 psi
Impact Strength, Notch Izod: 2.0 – 4.0 ft-lb/in
Water Absorption, 24 hours, 23°C: 0.14%
Hardness, Barcol: 40-50

Electrical:

Arc Resistance: 190 sec
Comparative Tracking Index: 500+ volts
Inclined Plane Track Resistance, 2.5 kv: 900+ minutes
Dielectric Strength, Short Time: 350 volts/mil
Dielectric Constant, 60 Hz: 5.5
Dissipation Factor, 60 Hz: 0.008

Material: Cyglass 605

Connector body made of high strength, high conductive aluminum alloy, tin plated using ALSTAN 70 Process.

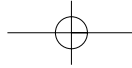
Base moulded from glass-filled polyester guaranteeing ultimate strength and best possible electrical insulating properties.

Power Distribution Blocks - Dimensions

ITEM NUMBER	A	B	C	D	E	F	G	H	I	J
S	1.04	2.34	2.90	2.53	.18	.35	.20	.46	.19	6.25/1.250
M	1.71	2.62	4.00	3.50	.25	.37	.20	.79	.20	1.250/1.875
L	2.90	3.25	5.50	5.00	.25	.50	.27	1.388	.28	2.250/3.250

H.B. ETLIN CO. LTD.

FOR MORE INFORMATION CALL
1-800-661-9610 (Canada) 1-888-762-5384 (USA)



POWER DISTRIBUTION BLOCKS

Power Distribution Blocks - Aluminum - 600 VAC Rated - Single Primary/Multiple Secondary

D7

ITEM NUMBER	CONNECTOR		INSULATOR CAT. NO.	AMPERES PER POLE
	LINE SIDE	LOAD SIDE		
AS-K1-H4	2/0-14	4-14	S	175
AS-K1-H6	2/0-14	4-14	S	175



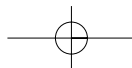
Power Distribution Blocks - Aluminum - 600 VAC Rated - Double Primary/Multiple Secondary

ITEM NUMBER	CONNECTOR		INSULATOR CAT. NO.	AMPERES PER POLE
	LINE SIDE	LOAD SIDE		
AS-K2-H6	2/0-14	4-14	S	175

Terminal
Blocks

Power Distribution Blocks - Aluminum - 600 VAC Rated - Single Primary/Multiple Secondary

ITEM NUMBER	CONNECTOR		INSULATOR CAT. NO.	AMPERES PER POLE
	LINE SIDE	LOAD SIDE		
AM-P1-H6	350 MCM-6	4-14	M	310
AM-P1-H8	350 MCM-6	4-14	M	310
AM-P1-H12	350 MCM-6	4-14	M	310
AM-R1-H12	500 MCM-6	4-14	M	310
AL-R1-M4	500 MCM-4	4/0-6	L	380
AL-P1-K6	350 MCM-6	2/0-14	L	310
AL-R1-K6	500 MCM-4	2/0-14	L	310
AL-V1-K6	1000 MCM - 250 MCM	2/0-14	L	545
AL-V1-H12	1000 MCM - 250 MCM	4-14	L	545



Terminal Blocks

POWER DISTRIBUTION BLOCKS

D8

Power Distribution Blocks - Aluminum - 600 VAC Rated - Double Primary/Multiple Secondary

ITEM NUMBER	CONNECTOR		INSULATOR CAT. NO.	AMPERES PER POLE
	LINE SIDE	LOAD SIDE		
AM-K2-H6	2/0-14	4-14	M	175
AM-K2-H8	2/0-14	4-14	M	175
AM-K2-H12	2/0-14	4-14	M	350
AM-K2-I6	2/0-14	2-14	M	350
AL-P2-H12	350 MCM-6	4-14	L	310
AL-P2-K6	350 MCM-6	2/0-14	L	620
AL-R2-H12	500 MCM-6	4-14	L	760
AL-R2-K6	500 MCM-6	2/0-14	L	760
AL-R2-M4	350 MCM-6	4/0-6	L	760



Terminal Blocks

Power Distribution Blocks - Aluminum - 600 VAC Rated - Single Primary/Single Secondary

ITEM NUMBER	CONNECTOR		INSULATOR CAT. NO.	AMPERES PER POLE
	LINE SIDE	LOAD SIDE		
AS-K1-I1	2-14	2-14	S	115
AS-K1-K1	2/0-14	2/0-14	S	175
AM-H1-H1	250 MCM-6	250 MCM-6	M	310
AM-P1-P1	350 MCM-6	350 MCM-6	M	350
AM-R1-R1	500 MCM-6	500 MCM-6	M	380



Power Distribution Blocks - Aluminum - 600 VAC Rated - Double Primary/Double Secondary

ITEM NUMBER	CONNECTOR		INSULATOR CAT. NO.	AMPERES PER POLE
	LINE SIDE	LOAD SIDE		
AS-K2-K2	2/0-14	2/0-14	S	350
AL-P2-P2	350 MCM-6	350 MCM-6	L	620
AL-R2-R2	500 MCM-6	500 MCM-6	L	760



H.B. ETLIN CO. LTD.

FOR MORE INFORMATION CALL
1-800-661-9610 (Canada) **1-888-762-5384** (USA)

DOUBLE ROW TERMINAL BLOCKS

TB100 Series Double Row Terminal Blocks

D9

ITEM NUMBER	NUMBER OF POLES	OA LENGTH	MOUNT CC
TB100-02	2	1.40"	1.12"
TB100-03	3	1.78"	1.50"
TB100-04	4	2.16"	1.88"
TB100-05	5	2.53"	2.25"
TB100-06	6	2.90"	2.62"
TB100-07	7	3.28"	3.00"
TB100-08	8	3.66"	3.38"
TB100-09	9	4.03"	3.75"
TB100-10	10	4.40"	4.12"
TB100-11	11	4.78"	4.50"
TB100-12	12	5.16"	4.88"

**TB100 Series**

- 20 Amp/150 Volt
- $\frac{3}{8}$ " Centre-to-Centre
- #6-32 Philslot Screw Terminal
- Maximum Wire Size: #14 AWG

TB200 Series Double Row Terminal Blocks

ITEM NUMBER	NUMBER OF POLES	OA LENGTH	MOUNT CC
TB200-02	2	1.63"	1.31"
TB200-03	3	2.07"	1.75"
TB200-04	4	2.51"	2.18"
TB200-05	5	2.94"	2.62"
TB200-06	6	3.38"	3.06"
TB200-07	7	3.82"	3.50"
TB200-08	8	4.25"	3.93"
TB200-09	9	4.69"	4.37"
TB200-10	10	5.13"	4.81"
TB200-11	11	5.57"	5.25"
TB200-12	12	6.00"	5.68"

**TB200 Series**

- 20 Amp/300 Volt
- $\frac{7}{16}$ " Centre-to-Centre
- #6-32 Philslot Screw Terminal
- Maximum Wire Size: #12 AWG

Terminal Blocks

DOUBLE ROW TERMINAL BLOCKS

D10

TB300 Series Double Row Terminal Blocks

ITEM NUMBER	NUMBER OF POLES	OA LENGTH	MOUNT CC
TB300-02	2	2.13"	1.68"
TB300-03	3	2.69"	2.25"
TB300-04	4	3.25"	2.81"
TB300-05	5	3.81"	3.37"
TB300-06	6	4.37"	3.93"
TB300-07	7	4.94"	4.50"
TB300-08	8	5.50"	5.06"
TB300-09	9	6.06"	5.62"
TB300-10	10	6.62"	6.18"
TB300-11	11	7.18"	6.75"
TB300-12	12	7.75"	7.31"

TB300 Series

- 30 Amp/600 Volt
- $\frac{5}{16}$ " Centre-to-Centre
- #8-32 Philipslot Screw Terminal
- Maximum Wire Size: #10 AWG



TB300



TB300-HB

TB Series Accessories

TB Series Accessories

Jumpers, single row blocks, high barrier blocks and marking strips are also available upon request.



Terminal Blocks

DOUBLE ROW TERMINAL BLOCKS

B Series Double Row Terminal Blocks

D11

ITEM NUMBER	NUMBER OF POLES	OA LENGTH	MOUNT CC
B-02	2	1.150"	0.625"
B-03	3	1.775"	0.625"
B-04	4	2.400"	0.625"
B-05	5	3.025"	0.625"
B-06	6	3.650"	0.625"
B-07	7	4.275"	0.625"
B-08	8	4.900"	0.625"
B-09	9	5.525"	0.625"
B-10	10	6.150"	0.625"
B-11	11	6.775"	0.625"
B-12	12	7.400"	0.625"

FPO

B Series

- 85 Amp/600 Volt
- $\frac{5}{16}$ " Centre-to-Centre
- Slot Screw Terminal
- Maximum Wire Range: #18 AWG to #4 AWG

C Series Double Row Terminal Blocks

ITEM NUMBER	NUMBER OF POLES	OA LENGTH	MOUNT CC
C-02	2		
C-03	3		
C-04	4		
C-05	5		
C-06	6		
C-07	7		
C-08	8		
C-09	9		
C-10	10		
C-11	11		
C-12	12		

**C Series**

Info here...

Terminal Blocks


RAIL MOUNTED TERMINAL BLOCKS

D12

Rail Mounted Terminal Blocks

Rail Mounted Terminal Blocks

35 mm DIN Rail/C Rail



ITEM NUMBER	RATING	NUMBER OF POLES	OA LENGTH	WIRE SIZE	SCREW SIZE
NDN3	40A / 600V	3	0.94"	#10 - #22	#6 - 32
NDN63	65A / 600V	3	1.17"	#6 - #18	#10 - 32
NDN111	90A / 600V	3	1.87"	#2 - #18	1/4" / 2028

Terminal Blocks

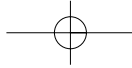
Rail & Base Mounted Terminal Blocks

Rail & Base Mounted Terminal Blocks

C Rail/Base Mount

FPO

ITEM NUMBER	RATING	NUMBER OF POLES	OA LENGTH	WIRE SIZE	SCREW SIZE
NC3	175A / 600V	3	3.12"	2/0 - #14 Cu 2/0 - #12 Al	#6 - 32
NSE3	115A / 600V	3	3.12"	#2 - #8	#10 - 32
NSS3	30A / 600V	3	1.25"	#10 - #22 Cu #10 - #12 Al	1/4" / 2028



Terminal Blocks

PC TERMINAL BLOCKS

PC Mounted Terminal Blocks

D13



Single PC Mount

info goes here...



Single PC Mount - RC

info goes here...



Single PC Mount - C Back

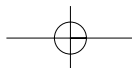
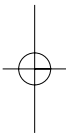
info goes here...

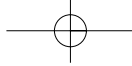


Single PC Mount - H Back

info goes here...

Terminal Blocks






Terminal Blocks

MISCELLANEOUS TERMINAL BLOCKS

D14

Miscellaneous Terminal Blocks



ED-3

Terminal Blocks



EL-3

