


H.B. ETLIN CO. LTD.

1850 Wilson Avenue, Toronto,
 Ontario, Canada, M9M 1A1
 Ph: 416-741-7336 Fax: 416-741-9104

SECTION I WIRING DUCT

11



WIRING DUCT

Wiring Duct

Technical Data	12-13
Slotted Duct - Type P	14
Solid Duct - Type L	15
Dividers - Type TB, PTB	16
Push Rivets	16
Type TC	17
Type SD	18-19
Type TF	110
Type TD	110
Type RD	110

HB Etlin Co Ltd reserves the right to discontinue, modify designs and change specifications without incurring obligation. While every effort is made to ensure that descriptions, specifications and other information in this catalogue are correct, no warranty is given in respect thereof and the company shall not be liable for any error herein.
 Copyright © 2003 HB Etlin Co Ltd

H.B. ETLIN CO. LTD.

TECHNICAL DATA

I2

Technical Data for Etlin PVC Wire Ducting

PROPERTY	TEST METHOD	PVC
Specific Gravity	DIN 53479	1.5 Kg/dm ³
Water Absorption	DIN 53475	0.2 mg/cm ²
Modulus of Elasticity	DIN 53457	34.000
Tensile Strength	DIN 53455	470 Kg/cm ²
Hardness (Rockwell Scale)	--	90
Temperature VICAT	DIN 53460	82°C
Thermal Conductivity	DIN 52612	0.14 Kcal/mh°C
Self Extinguishability	UL 94	Grade V-O
Dielectric Strength	DIN 53481	450 Kv/cm
Dielectric Constant	DIN 53483	Approximately 3.4

Etlin Plastic Wire Ducting provides a simple solution to all the problems associated with the distribution and layout of cables.

Available in Two Styles: Slotted and Solid Wall

Slotted Wall:

Used primarily in control panels. By deflecting the plastic fingers, wires can be added or removed, but the restricted opening design prevents the accidental removal of the wires. Smooth edges ensure worker comfort and safety.

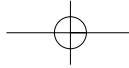
Solid Wall:

Used indoors and outdoors for straight wire runs where no breakouts are required. This style provides the maximum in environmental protection.

Standard Colours are Light Grey and White for both.

All Wiring Duct is CSA Approved and UL Recognized.

The above information is believed to be accurate. The user should, however, check the applicable specifications to verify values.



TECHNICAL DATA

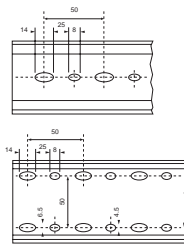
All Etlin Wiring Duct Features:

I3



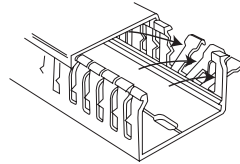
Non-Slip Cover:

Remains in place even under heavy vibration, but is easily snapped on or off to access the wires.



Mounting Holes:

Are elongated, which allows for more tolerance when drilling holes on the mounting surface. These holes allow for a wide range of fastening hardware to be used.



Double Scored Walls:

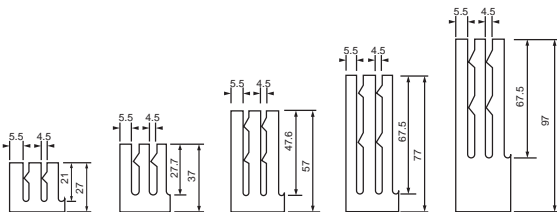
Can be broken at the upper score line by bending the finger by hand. The lower score line can be used to make corner or T-junctions.



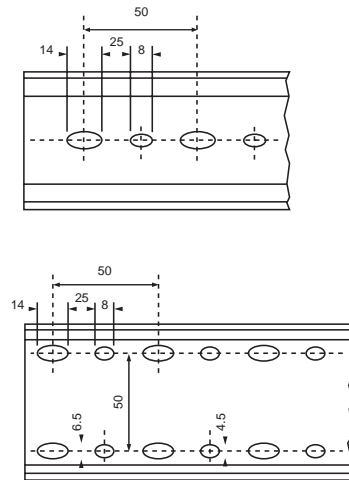
Restricted Slot Design:

By deflecting the individual finger, wires can easily be positioned in the duct. This design also helps prevent the accidental removal of wires. Wires can be snapped out of the duct when tracing wires without disconnecting.

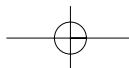
Side & Base Dimensions for Slotted Wiring Duct



Slotted Side Dimensions



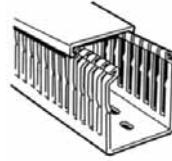

Dimensions of Slotted Base



Wiring Duct

TYPE P - SLOTTED WIRING DUCT

I4



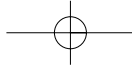
Type P – Slotted Duct

ITEM NUMBER	DIMENSIONS IN MM			STANDARD PACK / M	WEIGHT KG / M	DIMENSIONS IN INCHES			STANDARD PACK / FT
	A (H)	B (W)	C			A (H)	B (W)	C	
30.25P	30	25	1.6	120	.29	1.18	.98	.063	393.7
40.25P	40	25	1.8	100	.31	1.57	.98	.071	328.1
60.25P	60	25	1.9	72	.38	2.36	.98	.075	236.2
80.25P	80	25	1.9	72	.47	3.15	.98	.075	236.2
40.40P	40	40	1.8	64	.38	1.57	1.57	.071	209.9
60.40P	60	40	1.9	48	.44	2.36	1.57	.075	157.5
80.40P	80	40	2.0	48	.55	3.15	1.57	.079	157.5
40.60P	40	60	1.8	48	.55	1.57	2.36	.071	157.5
60.60P	60	60	1.9	48	.62	2.36	2.36	.075	157.5
80.60P	80	60	2.0	36	.71	2.36	3.15	.079	118.1
80.80P	80	80	2.3	24	.80	3.15	3.15	.090	78.7
80.100P	80	100	2.3	20	1.00	3.15	3.94	.090	65.6
100.100P	100	100	2.3	16	1.22	3.94	3.94	.090	52.5
60.120P	60	120	2.3	20	1.15	2.36	4.72	.090	65.6
80.120P	80	120	2.3	16	1.21	3.15	4.72	.090	52.5

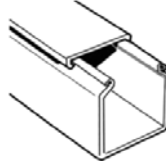

Standard length is 2 meters or 6'6" long, supplied with the cover.

Standard colour is Light Grey or White. Add suffix –LG for Light Grey or for White, add the suffix –WH to the part number.

Wiring Duct



TYPE L - SOLID WIRING DUCT



I5

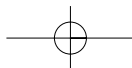
Type L – Solid Duct

ITEM NUMBER	DIMENSIONS IN MM			STANDARD PACK / M	WEIGHT KG / M	DIMENSIONS IN INCHES			STANDARD PACK / FT
	A (H)	B (W)	C			A (H)	B (W)	C	
30.25L	30	25	1.6	120	.29	1.18	.98	.063	393.7
40.25L	40	25	1.8	100	.31	1.57	.98	.071	328.1
60.25L	60	25	1.9	72	.38	2.36	.98	.075	236.2
80.25L	80	25	1.9	72	.47	3.15	.98	.075	236.2
40.40L	40	40	1.8	64	.38	1.57	1.57	.071	209.9
60.40L	60	40	1.9	48	.44	2.36	1.57	.075	157.5
80.40L	80	40	2.0	48	.55	3.15	1.57	.079	157.5
40.60L	40	60	1.8	48	.55	1.57	2.36	.071	157.5
60.60L	60	60	1.9	48	.62	2.36	2.36	.075	157.5
80.60L	80	60	2.0	36	.71	2.36	3.15	.079	118.1
80.80L	80	80	2.3	24	.80	3.15	3.15	.090	78.7
80.100L	80	100	2.3	20	1.00	3.15	3.94	.090	65.6
100.100L	100	100	2.3	16	1.22	3.94	3.94	.090	52.5
60.120L	60	120	2.3	20	1.15	2.36	4.72	.090	65.6
80.120L	80	120	2.3	16	1.21	3.15	4.72	.090	52.5

Standard length is 2 meters or 6'6" long, supplied with the cover.

Standard colour is Light Grey or White. Add suffix –LG for Light Grey or for White, add the suffix –WH to the part number.

Wiring Duct



ACCESSORIES FOR WIRE DUCTING

I6

Type TB Divider Walls

ITEM NUMBER	DIMENSIONS IN MM		SUITABLE FOR DUCT SIZES	STANDARD PACK / M	WEIGHT KG / M	DIMENSIONS IN INCHES		SUITABLE FOR DUCT SIZES
	A (H)	B (W)				A (H)	B (W)	
TB-40	32.5	1.8	A > 40mm	60	.15	1.28	.071	A > 1.57"
TB-60	52.0	1.8	A > 60mm	40	.22	2.05	.071	A > 2.36"
TB-80	72.0	1.8	A - 80mm	30	.28	2.83	.071	A - 3.15"

Type TB Divider Walls and Type PTB Divider Supports:

Allows a variety of wiring combinations within the same duct. Suitable for either Type P or Type L duct and made from rigid PVC, self-extinguishing in Grey only. Material of the division supports is self-extinguishing polypropylene. A is the duct height; standard length is 2 metres.

Type PTB Divider Supports:

Simply snaps into the base of the duct. Standard length is 2 metres.

Type PTB Divider Supports

ITEM NUMBER	POSSIBLE DIVISIONS		BASE SIZE (B)		STANDARD PACK		WEIGHT (kg)
	mm	inches	mm	inches	m	feet	
PTB-60	2 X 28	2 X 1.1	60	2.36	50	164	.0024
PTB-80	4 X 29	4 X 1.1	120	4.72	50	164	.0050

Type RC Push Rivets

ITEM NUMBER	MATERIAL THICKNESS		HOLE DIAMETER		STANDARD PACK
	mm	inches	mm	inches	
RP-3	2.5 - 3	.095 - .188	3.5	.130	1,000
RP-4	2 - 5	.079 - .197	4.7	.187	1,000
RP-6	4 - 8	.157 - .315	6.7	.265	1,000

Type RC Push Rivets:

To install duct to panel.

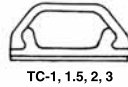

Type TSC Cable Retaining Clips:

For Type P duct. 147.5 mm long, 100/package.

Type PR-28 Labeling Tags:

For Type P duct. 28 x 16 mm, 50/package.

**TYPE TC TELEPHONE OR DATA DUCT
ADHESIVE BACKED, 1 METER LENGTHS**



I7

Type TC - Telephone or Data Duct

ITEM NUMBER	W1	W2	H	WIRES TO BE CONTAINED	STANDARD PACK
TC-1	.24"	.28"	.16"	HOLDS 1 WIRE	350
TC-1.5	.24"	.31"	.30"	HOLDS 1-2 WIRES	300
TC-2	.31"	.31"	.24"	HOLDS 2-3 WIRES	190
TC-3	.39"	.39"	.28"	HOLDS 3-4 WIRES	140
TC-4	.47"	.59"	.39"	HOLDS 4-7 WIRES	90
TC-5	.39"	.67"	.51"	HOLDS 7-9 WIRES	75
TC-6	.43"	.75"	.63"	HOLDS 10-15 WIRES	60

Solid Wire Ducting sold in one meter lengths. Holds up to 15 wires.
Self-extinguishing PVC with high-quality adhesive backing. Grey colour.

Type TC Series Duct Accessories

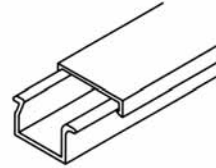
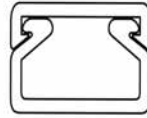
USED WITH	ITEM NUMBER	TYPE	STANDARD PACK
TC-2	TCM-2	MID COUPLER	10
	TCT-2	TEE	10
	TCI-2	INSIDE CORNER	10
	TCO-2	OUTSIDE CORNER	10
	TCL-2	"L" RIGHT ANGLE	10
	TCE-2	END CAP	10
TC-3	TCM-3	MID COUPLER	10
	TCT-3	TEE	10
	TCI-3	INSIDE CORNER	10
	TCO-3	OUTSIDE CORNER	10
	TCL-3	"L" RIGHT ANGLE	10
	TCE-3	END CAP	10
TC-4	TCM-4	MID COUPLER	10
	TCT-4	TEE	10
	TCI-4	INSIDE CORNER	10
	TCO-4	OUTSIDE CORNER	10
	TCL-4	"L" RIGHT ANGLE	10
	TCE-4	END CAP	10
TC-5	TCM-5	MID COUPLER	10
	TCT-5	TEE	10
	TCI-5	INSIDE CORNER	10
	TCO-5	OUTSIDE CORNER	10
	TCL-5	"L" RIGHT ANGLE	10
	TCE-5	END CAP	10
TC-6	TCM-6	MID COUPLER	10
	TCT-6	TEE	10
	TCI-6	INSIDE CORNER	10
	TCO-6	OUTSIDE CORNER	10
	TCL-6	"L" RIGHT ANGLE	10
	TCE-6	END CAP	10

*See page I9 for diagrams

Wiring Duct

**TYPE SD TELEPHONE OR DATA DUCT
2 METER LENGTHS**

I8



Type SD - Telephone or Data Duct

ITEM NUMBER	W	H	WIRES TO BE CONTAINED	STANDARD PACK
SD-1616	.63"	.63"	HOLDS 3-10 WIRES	300
SD-2516	.98"	.63"	HOLDS 5-12 WIRES	200
SD-3816	1.5"	.63"	HOLDS 12-30 WIRES	140
SD-1525	.59"	.98"	HOLDS 5-12 WIRES	270
SD-2525	.98"	.98"	HOLDS 10-25 WIRES	126
SD-3825	1.5"	.98"	HOLDS 20-40 WIRES	100
SD-5025	1.97"	.98"	HOLDS 25-45 WIRES	80
SD-2540	.98"	1.57	HOLDS 20-25 WIRES	88
SD-3340	.87"	1.57	HOLDS 40-45 WIRES	70
SD-4040	1.57"	1.57	HOLDS 60-70 WIRES	60
SD-6040	2.36"	1.57	HOLDS 100-115 WIRES	40
SD-7540	2.95"	1.57	HOLDS 120-135 WIRES	32
SD-8040	3.15"	1.57	HOLDS 120-135 WIRES	56
SD-10040	3.94"	1.57	HOLDS 180-200 WIRES	36
SD-2550	.98"	1.97	HOLDS 20-30 WIRES	80
SD-3850	1.5"	1.97	HOLDS 20-35 WIRES	64
SD-5050	1.97"	1.97	HOLDS 80-90 WIRES	66
SD-7550	2.95"	1.97	HOLDS 180-200 WIRES	32
SD-10050	3.94"	1.97	HOLDS 200-250 WIRES	24
SD-2560	.98"	2.36	HOLDS 40-45 WIRES	60
SD-4060	1.57"	2.36	HOLDS 100-115 WIRES	42
SD-6060	2.36"	2.36	HOLDS 120-135 WIRES	50
SD-8060	3.15"	2.36	HOLDS 180-210 WIRES	36
SD-10060	3.94"	2.36	HOLDS 240-290 WIRES	24
SD-12060	4.72"	2.36	HOLDS 240-290 WIRES	24
SD-2575	.98"	2.95	HOLDS 50-55 WIRES	48
SD-5075	1.97"	2.95	HOLDS 80-200 WIRES	24
SD-7575	2.95"	2.95	HOLDS 200-250 WIRES	32
SD-10075	3.94	2.95	HOLDS 260-350 WIRES	24
SD-15075	5.91"	2.95	HOLDS 335-500 WIRES	16
SD-2580	.98"	3.15	HOLDS 60-75 WIRES	60
SD-4080	1.57"	3.15	HOLDS 120-135 WIRES	56
SD-6080	2.36"	3.15	HOLDS 180-210 WIRES	48
SD-8080	3.15"	3.15	HOLDS 240-290 WIRES	30
SD-10080	3.94"	3.15	HOLDS 260-350 WIRES	24
SD-12080	4.72"	3.15	HOLDS 300-400 WIRES	16
SD-33100	1.3"	3.94	HOLDS 180-200 WIRES	48
SD-40100	1.57"	3.94	HOLDS 130-175 WIRES	48
SD-48100	1.89"	3.94	HOLDS 215-250 WIRES	36
SD-55100	2.15"	3.94	HOLDS 220-260 WIRES	24
SD-70100	2.76"	3.94	HOLDS 250-300 WIRES	24
SD-75100	2.95"	3.94	HOLDS 260-300 WIRES	24
SD-100100	3.94"	3.94	HOLDS 300-400 WIRES	18

Solid Wire Ducting, sold in two meter lengths. Holds up to 400 wires.

Self-extinguishing PVC solid wire ducting. Grey colour. Maximum service temperature 85°C.

Wiring Duct



TELEPHONE OR DATA DUCT ACCESSORIES FOR SD SERIES

19



MID COUPLER



OUTSIDE CORNER



TEE



"L" RIGHT ANGLE



INSIDE CORNER



END CAP

Type SD Series Duct Accessories


USED WITH	ITEM NUMBER	TYPE	STANDARD PACK
SD-1616	SDM-1616	MID COUPLER	10
	SDO-1616	OUTSIDE CORNER	10
	SDT-1616	TEE	10
	SDL-1616	"L" RIGHT ANGLE	10
	SDI-1616	INSIDE CORNER	10
	SDE-1616	END CAP	10
SD-2516	SDM-2516	MID COUPLER	10
	SDO-2516	OUTSIDE CORNER	10
	SDT-2516	TEE	10
	SDL-2516	"L" RIGHT ANGLE	10
	SDI-2516	INSIDE CORNER	10
	SDE-2516	END CAP	10
SD-3816	SDM-3816	MID COUPLER	10
	SDO-3816	OUTSIDE CORNER	10
	SDT-3816	TEE	10
	SDL-3816	"L" RIGHT ANGLE	10
	SDI-3816	INSIDE CORNER	10
	SDE-3816	END CAP	10
SD-4040	SDM-4040	MID COUPLER	10
	SDO-4040	OUTSIDE CORNER	10
	SDT-4040	TEE	10
	SDL-4040	"L" RIGHT ANGLE	10
	SDI-4040	INSIDE CORNER	10
	SDE-4040	END CAP	10
SD-5050	SDM-5050	MID COUPLER	10
	SDO-5050	OUTSIDE CORNER	10
	SDT-5050	TEE	10
	SDL-5050	"L" RIGHT ANGLE	10
	SDI-5050	INSIDE CORNER	10
	SDE-5050	END CAP	10
SD-7575	SDM-7575	MID COUPLER	10
	SDO-7575	OUTSIDE CORNER	10
	SDT-7575	TEE	10
	SDL-7575	"L" RIGHT ANGLE	10
	SDI-7575	INSIDE CORNER	10
	SDE-7575	END CAP	10



Wiring Duct

ONE PIECE WIRING DUCT
THRESHOLD/FLOOR WIRING DUCT

I10



TF-0905



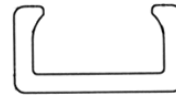

TF-1313



Type TF - Solid One Piece Duct With Hinged Cover

ITEM NUMBER	W	H	WIRES CONTAINED	STANDARD PACK
TF-0905	.375"	.110"	HOLDS 2-3 WIRES	10
TF-1313	.510"	.425"	HOLDS 4-7 WIRES	10

Rigid PVC one piece duct sold in 2 meter lengths. Holds up to 7 wires. Maximum service temperature 85°C.

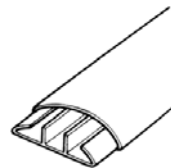


Type TD - Transparent PVC U-Type Wiring Duct With Adhesive Backing

ITEM NUMBER	FOR WIRE DIAMETER	WIRES CONTAINED	STANDARD PACK
TD-1	.375"	HOLDS 1 WIRE	10

Transparent PVC with adhesive backing sold in 2 meter lengths. Holds a single wire.

Wiring Duct



Type RD - Threshold/Floor Wiring Duct With Adhesive Backing

ITEM NUMBER	W	H	W1	H1	STANDARD PACK
RD-30	1.18"	.31"	.43"	.24"	150
RD-40	1.57"	.37"	.63"	.28"	100
RD-50	1.97"	.43"	.79"	.31"	65
RD-60	2.36"	.51"	1.18"	.35"	50
RD-70	2.76"	.59"	1.57"	.39"	30
RD-90	3.54"	.75"	1.77"	.59"	24

High impact PVC with adhesive backing sold in 1 meter lengths. Routes wiring over carpet, concrete or tile to prevent tripping. Grey colour.